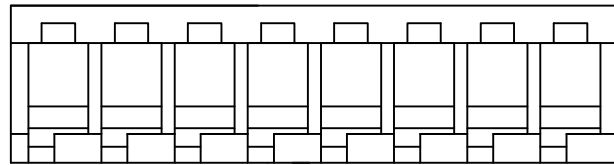
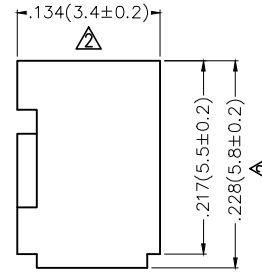
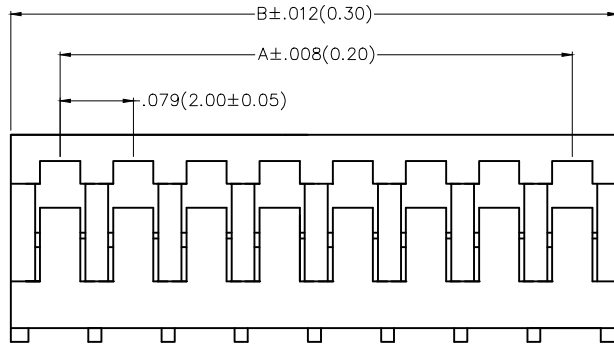


REV	LOCATIONS	DESCRIPTION	DATE	REVISER	APPD
1	△	Size changes	25/APR/21	KATE	JOHNNY
2	△	Size changes	01/JUN/21	KATE	CHERRY

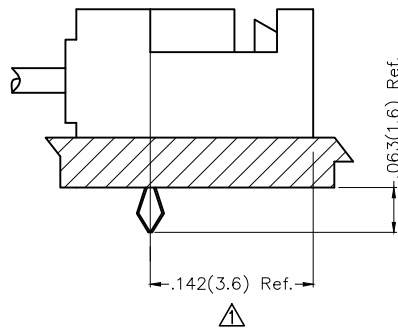
Electrical
 Temperature Range—Operating: -25°C~+85°C
 Material
 Housing: PA66 (UL 94V-0)
 Applicable Terminal: FT20007



Ordering Information

FHG 200 08 — S XX M 2 W1 B
 1 2 3 4 5 6 7 8 9

1	Category FHG—Housing	2	Series Number 200—Pitch 2.00mm	3	Distinction No. 08	4	Row Option S—Single Row		
5	Circuits XX	6	Type M—Male	7	Material—Resin 2—PA66	8	Color—Resin W1—White	9	Packaging B—PE Bag



Circuits (n)	Part No.	Dimensions(in/mm)		Circuits (n)	Part No.	Dimensions(in/mm)	
		A	B			A	B
2	FHG20008-S02M2W1B	.079(2.00)	.177(4.50)	10	FHG20008-S10M2W1B	.709(18.00)	.807(20.50)
3	FHG20008-S03M2W1B	.157(4.00)	.256(6.50)	11	FHG20008-S11M2W1B	.787(20.00)	.886(22.50)
4	FHG20008-S04M2W1B	.236(6.00)	.335(8.50)	12	FHG20008-S12M2W1B	.866(22.00)	.964(24.50)
5	FHG20008-S05M2W1B	.315(8.00)	.413(10.50)	13	FHG20008-S13M2W1B	.945(24.00)	1.043(26.50)
6	FHG20008-S06M2W1B	.394(10.00)	.492(12.50)	14	FHG20008-S14M2W1B	1.024(26.00)	1.122(28.50)
7	FHG20008-S07M2W1B	.472(12.00)	.571(14.50)	15	FHG20008-S15M2W1B	1.102(28.00)	1.201(30.50)
8	FHG20008-S08M2W1B	.551(14.00)	.650(16.50)	16	FHG20008-S16M2W1B	1.181(30.00)	1.280(32.50)
9	FHG20008-S09M2W1B	.630(16.00)	.728(18.50)				

 THIRD ANGLE PROJECTION	GENERAL TOLERANCES (UNLESS SPECIFIED)		APPROVE BY	DATE	PART NO.	ITEM NO.	 Leader Of Industry
	X.±.012(0.30)	X.±5'	FRANK	18/JUN/13	FHG20008-SXXM2W1B	FHG20008	
DESIGN UNITS Inch (metric)	X.X±.008(0.20)	.X'±2'	CHECKED BY	DATE	TITLE		REV 2
	X.XX±.006(0.15)	.XX'±1'	CHERRY	18/JUN/13	Wire to Board Pitch 2.0mm(Housing)		
SCALE 5:1	SIZE A4	X.XXX±.004(0.10)	.XXX'±0.5'	DRAWN BY	DATE	THIS DRAWING CONTAINS INFORMATION THAT IS PROPRIETARY TO TXGA INDUSTRIAL ELECTRONICS(S.Z)CO.,LTD AND SHOULD NOT BE USED WITHOUT WRITTEN PERMISSION	
			KATE	18/JUN/13			